

# Ohio School Report Cards




School Rating

## Gap Closing

The Gap Closing component shows how well schools are meeting the performance expectations for our most vulnerable populations of students in English language arts, math, and graduation. It also measures how schools are doing in helping English learners to become proficient in English.

### Annual Measurable Objectives

Annual Measurable Objectives (AMOs) compare the performance of each student group to the expected performance goals for that group to determine if gaps exist. These charts show how well each group compares to the state average in ELA, math and graduation. A fourth AMO measures whether English Learners are making progress towards becoming proficient in English. The ultimate goal is for all groups to achieve at high levels.

 **23.6%**  
Meets Standards

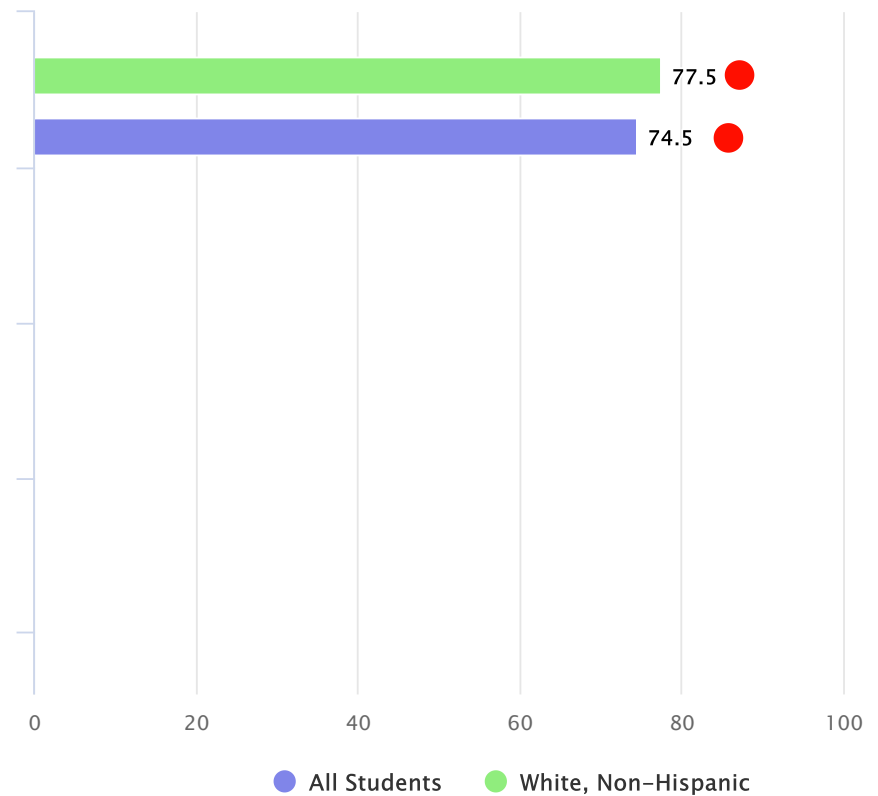
#### Standards Key

**Exceeds Standards**= 36.0 - 100.0%

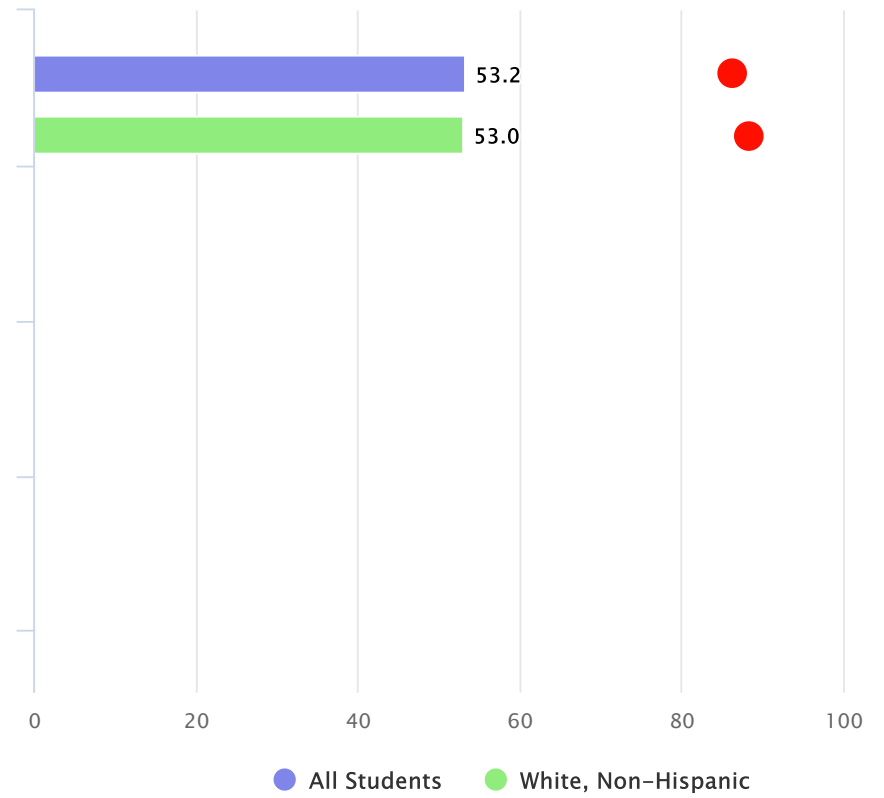
**Meets Standards**= 1.0 - 35.9%

**Does Not Meet Standards**= 0.0 - 0.9%

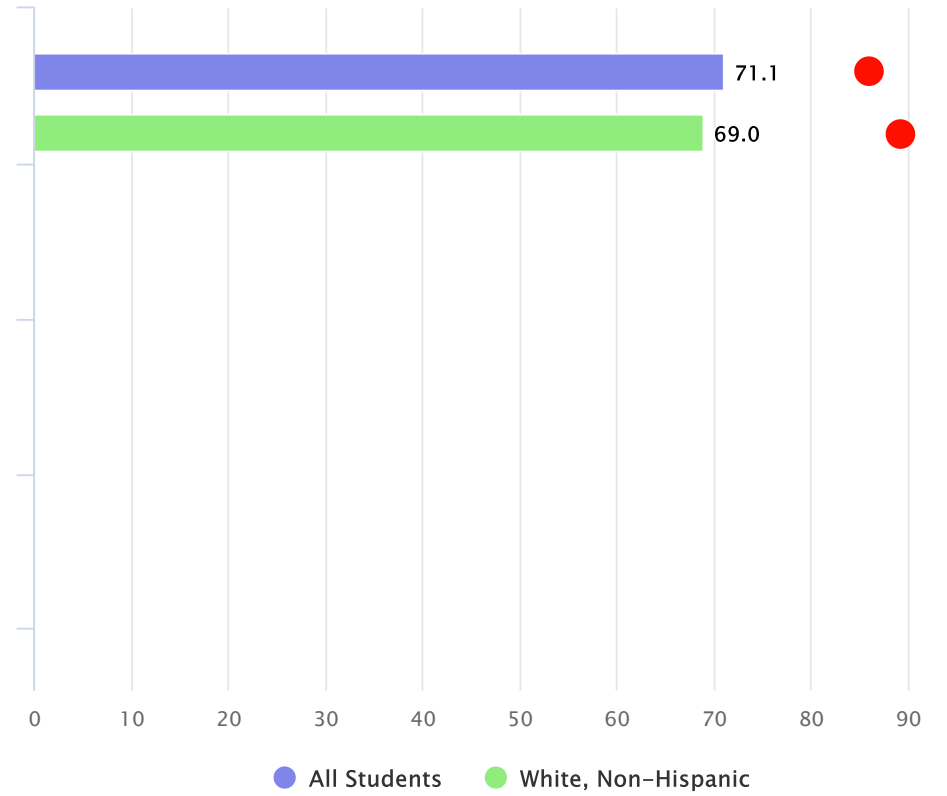
### Performance Index by Subgroup



### Performance Index by Subgroup



### Graduation Rate by Subgroup



The English Learner AMO is Not Rated because there are not enough students to evaluate.

Each student subgroup has its own interim goal. Meeting the subgroup goals is one of the ways to meet Annual Measurable Objectives. Subgroups with fewer than 20 students are not rated and do not appear on the graphs.